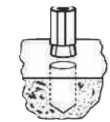
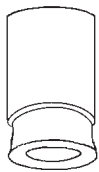
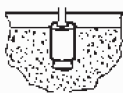


STEP BY STEP
INSTALLATION
INSTRUCTIONS

- Drill Hole at Indicated Drill Size & Bolt Length.
- Insert Expansion Shield with Threaded End Bottom First. Shield Should be Flush at Surface, or Slightly above Surface Plane.
- Insert Screw or Bolt and Tighten.
- Length of screw should equal Bolt Length plus Thickness of Fixture Used.



Drill Hole in floor or wall to proper size and depth. Insert anchor in hole tapered end first.



Use hammer and setting tool to drive anchor. This forces the lead sleeve into wall crevices and packs it around the nut.



Fasten work to anchor with machine screw.

SINGLE EXPANSION SHIELDS

PART NUMBER	BOLT SIZE	BOLT LENGTH	DRILL SIZE	WEIGHT / C	BOX QTY.	PRICE / C
SES1664	1/4" - 20	1-5/16"	1/2"	3.60	50	\$56.95
SES2064	5/16" - 18	1-1/2"	5/8"	8.40	50	\$83.76
SES2464	3/8" - 16	1-1/2"	3/4"	12.30	50	\$93.13
SES3264	1/2" - 13	2"	7/8"	19.10	25	\$177.12
SES4064	5/8" - 11	2-1/4"	1"	26.50	20	\$212.28
SES4864	3/4" - 10	2-7/8"	1-1/4"	43.00	10	\$428.54

Meets or exceeds GSA Specification FF-S-325, Group II, Type 2, Class 2, Style 1.

DOUBLE EXPANSION SHIELDS

PART NUMBER	BOLT SIZE	BOLT LENGTH	DRILL SIZE	WEIGHT / C	BOX QTY.	PRICE / C
DES1664	1/4" - 20	1"	1/2"	3.90	50	\$59.65
DES2064	5/16" - 18	1-1/4"	5/8"	6.90	50	\$87.70
DES2464	3/8" - 16	1-1/2"	3/4"	12.40	50	\$108.72
DES3264	1/2" - 13	2"	7/8"	19.20	25	\$177.30
DES4064	5/8" - 11	2-1/4"	1"	26.50	20	\$213.26
DES4864	3/4" - 10	2-7/8"	1-1/4"	59.50	10	\$468.25

Meets or exceeds GSA Specification FF-S-325, Group II, Type 2, Class 2, Style 2.

MACHINE SCREW ANCHORS

PART NUMBER	BOLT SIZE	BOLT LENGTH	DRILL SIZE	WEIGHT / C	BOX QTY.	PRICE / C
MSA1024	10 - 24	3/4"	3/8"	2.10	100	\$20.81
MSA1664	1/4" - 20	15/16"	1/2"	4.50	100	\$27.90
MSA2464	3/8" - 16	1-3/8"	3/4"	14.00	50	\$76.68
MSA3264	1/2" - 13	1-9/16"	7/8"	19.00	50	\$123.84

Meets or exceeds GSA Specification FF-S-325, Group II, Type 2, Class 1.

MACHINE SCREW ANCHOR SETTING TOOL

PART NUMBER	DESCRIPTION	QTY	PRICE
ST1024	SETTING TOOL FOR 10 - 24	1	\$2.16
ST1420	SETTING TOOL FOR 1/4" - 20	1	\$2.38
ST3816	SETTING TOOL FOR 3/8" - 16	1	\$3.17
ST1213	SETTING TOOL FOR 1/2" - 13	1	\$3.72

NOTE: All anchor prices subject to change.